

# Learning vocabulary

**Tip:** Keep a vocabulary notebook. Write the words you learn from this book in it. Use a good dictionary. Ask your teacher to recommend one. You will need it for some exercises in this book.

Here are some ways of writing down words you want to learn.

## Write down words that go together (collocations)

You do the exercises in this book. Sometimes, you may make mistakes in your English. In your vocabulary book, write down: **do an exercise** and **make a mistake**.

When words are used together like this, we call it a **collocation**.

You go **by train**, but **on foot** (= walking)      preposition + noun  
 Some people are **good at** languages [NOT good in]      adjective + preposition  
 I saw a very **tall man** [NOT high man]      adjective + noun

**Tip:** Always write down collocations when you learn a new word.


## Learn words in families

word family	some words in the family
temperature	hot, warm, cool, cold
travel	ticket, passport, suitcase

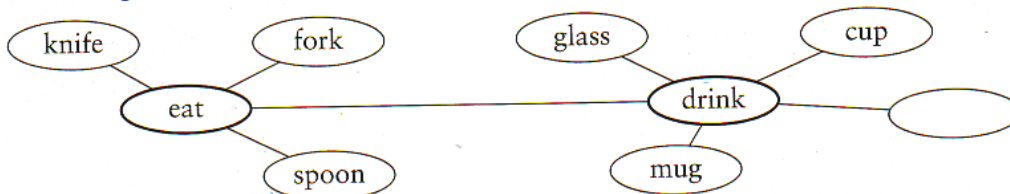
**Tip:** Make a page for every different word family in your vocabulary notebook.

## Pictures and diagrams

Draw pictures. For example: car



Draw diagrams like this one. Put more words in as you learn them.



**Tip:** When you can, use pictures and diagrams.

**One more tip:** Look at the words you have written down again and again and again!

# Exercises

**.1** Look at Unit 3 of this book. How many more collocations for *have* could you write in your vocabulary notebook?  
 have a party, a shower .....

**.2** Which words can go with *weather*? Use a dictionary.

wet high big dry warm happy cool rainy dark

wet


weather

**.3** There are two word families here. What are they? Put them in the table. Use a dictionary.

school rain sun teacher cloud exam snow ice student

<i>name of family</i>	<i>words in family</i>

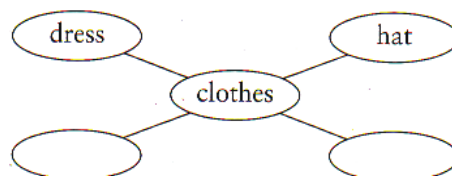
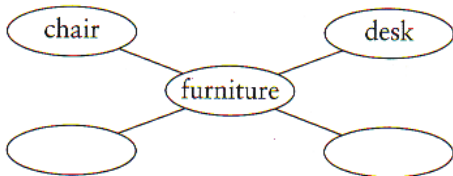
**.4** Draw simple pictures to help you remember these words, as in the example.

Example: to cry



- 1 a plane lands
- 2 sunny weather
- 3 under the table

**.5** Put words in the empty circles.



**Tip:** Now make sure you have started a vocabulary notebook before you do the other units in this book.